



1120213-14

CONDUCTING 1

嘉大附小音樂雙語教學

陳佳萍 何文琳

# Introduction



- Today we are going to learn as a conductor.
- What is Conductor?
- Let's watch the bilingual video.
- <https://www.youtube.com/watch?v=F1m6aZWKV7I>
- Now it's Quiz Time.
- Please draw three blankets on your paper and answer three questions.
- What's the role of a conductor?
- What do the conductors do with their right hands?
- What do the conductors do with their left hands?
- Now let's learn how to conduct the 2/4 and 3/4 time.
- Please show the 3/4 time's conducting on the stage.
- Be good audience, please.

# Poster





# Watch the video







# Quiz time



1.

指揮比較像:

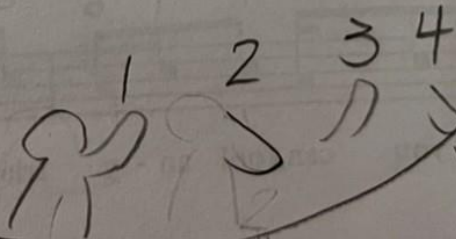
教練



2.

右手:

打拍子



3.

左手:

大聲·小聲·

要提醒錯誤



63x1

~~63x7~~

6516


A:

角色像?

A: coach 教練

指揮家

Conductor





A: 右手用來?

打拍子

A: 左手用來?

表情, 長短, 大小聲





# Conducting on the stage







a minor

Feb 13-14  
Song 烟花  
Topic 指挥  
Conductor

- Open Table
- ① 14 7 28 21
  - ② 13 6 29 20
  - ③ 12 5 26 19
  - ④ 11 4 25 18
  - ⑤ 10 3 24 17
  - ⑥ 9 2 23 16
  - ⑦ 8 1 22 15









## Feedback

- It's an easy task for students to do the 34 time conducting.
- The video is very suitable for students to learn because it is made with bilingual way.
- Some students can conduct well because they have the sense of rhythm.