

1130430

mime

嘉大附小表演藝術
雙語教學

陳佳萍 何明錦
李婉容




Introduction

- Today we are going to learn Mime.
- What is Mime?
- Perform without speaking, just using gestures and movements.
- There are two great mime performers, Charlie Chaplin and Marcel Marceau, let's learn with them.
- https://www.youtube.com/watch?v=_d28iAw-RtY
- <https://www.youtube.com/watch?v=6n9ESFJTnHs>
- <https://www.youtube.com/watch?v=XEsfpRrfXf4>
- When/where was Chaplin/ Marceau born?
- Now let's learn to do Mime.
- Please watch the video?
- <https://www.youtube.com/watch?v=A48JDnW5X9g>
- What did you find in the video?
- Now please work in a team.
- Use when/what/but/finally in your mime.
- Do your best.



Apr. 30



sixteenth note

Song: Desert
Moon

Topic:

Mime

G major

Mime

1. Gesture
手勢

2. Movement
動作

Mime Theater

when
what
but
finally




Apr 30
R 167
Saturday

Song Lyrics
Moon
Apr 30
Mime
CTM 101

Mime
1. Gesture
2. Movement
Mime

Learn to
when
what
but
only





Apr 30
♪ 16分
音詩
sixteenth note


Song Desert
Moon
topic
Mime


Mime
1 Gesture
2 Movement
MIME

Mime topic
when
what
but
finally

Handwritten notes on a yellow sticky note, including a list of numbers: 9, 7, 4, 11, 20; 13, 4, 15, 26; 11, 12, 17, 7; 5, 2, 10, 29; 11, 4, 15, 26; 7, 8, 4, 22.

Gilgishor





國立嘉義大學附設實踐國民小學
112 學年度第 1 學期
六年級直笛校本
六年(二)班(一)號
姓名: 謝子安
日期: 112.09.14







Apr 30
R 16分
音符
sixteenth note

Song Desert
Moon
Topic
Mime

Line three
when
what
but
finally

- 1
- 2
- 3
- 4
- 5
- 6
- 7





Apr 30

Song Desert Moon

Mime
gesture
movement
etc

Time Tables
when
what
but
finally

Handwritten notes on a yellow sticky note.

0
1
2
3
4
5
6
7



Feedback

- The students discuss well in their groups, but when they go on the stage to perform, they are shy to do the gestures largely.
- use when/what/but/finally to make Mime is a good way for students to make their story longer.

