

1120119 Voice Acting 2 Encanto

嘉大附小表演藝術雙語
陳佳萍 李婉容



Introduction



- Today we are going to learn more about Voice Acting.
- Please watch the video of 蠟筆小新 and his mother. Learn how to change your voice.
- What did you find?
- You can speak higher, lower, faster or slow when you do the voice acting.
- Now we are going to be an animation trailer's voice acting. The animation is Encanto.
- Please choose your partners. Assign the roles and read the script. Follow the video and practice over and over again.
- Now let's show on the stage.
- Be good audience, please.

Jan. 19th

mf 中強



mezzo forte

Jan. 19th

Song: Let it
Go

丟丟銅仔

Voice Acting



Jan 21st
Songlet if
Go
Voice Acting









Song let it go
手舞足蹈
Voice Acting

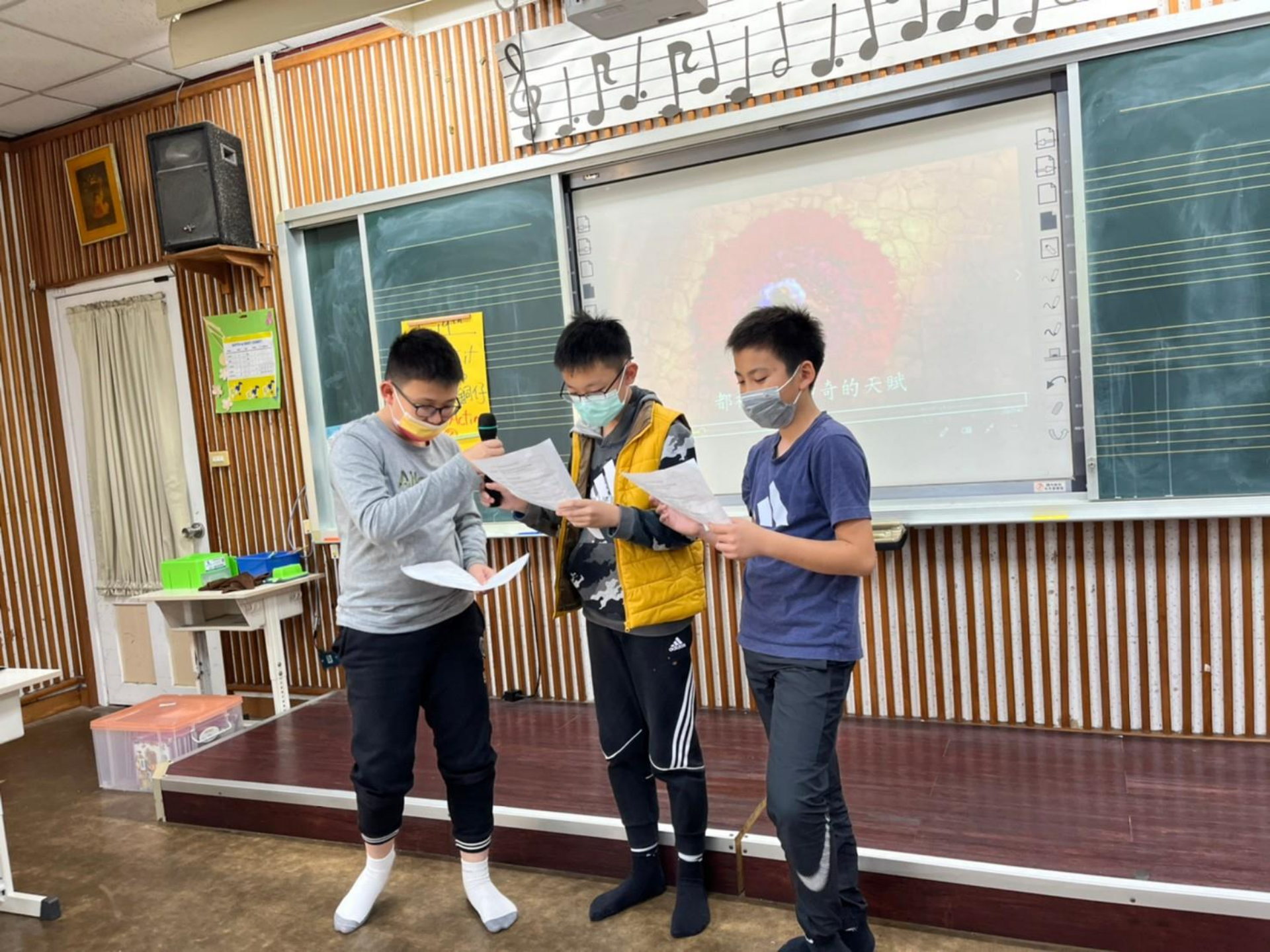
西西莉亞，上面!






Jan. 19th
Song: Let it
Go
丟丟銅仔
Voice Act
②






都有神奇的天賦



9th
中強
forte

Jan. 19th
Song: Let it Go
丟丟銅仔
Voice Acting

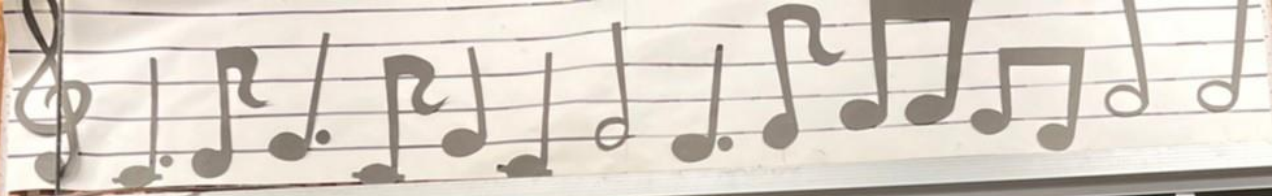




19th
中強
20 forte


Jan. 19th
Song: Let it be
歌
強





m. 19th
中強
o forte

Jan. 19th
Song: Let it
Go
丟丟銅仔
Voice Acting
②





Feedback

- This is an all-English script, but students can read perform and read it smoothly. It's so shocking.
- Thanks to advanced technology, the script can be easily downloaded from the Internet.
- The students practice with the video five times, and then go on stage to read the script in their own voices.
- We find that many children can perform with different voices.