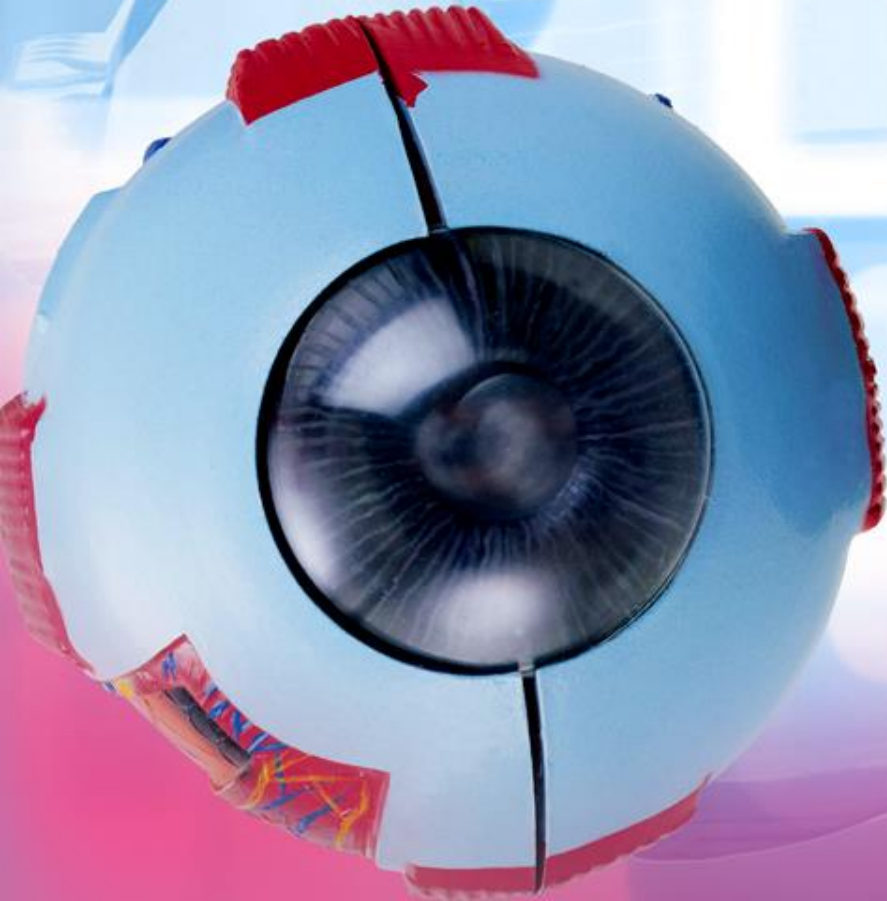


# 1120508-09 Violin and Guitar

嘉大附小六年級雙語音樂

陳佳萍 何文琳

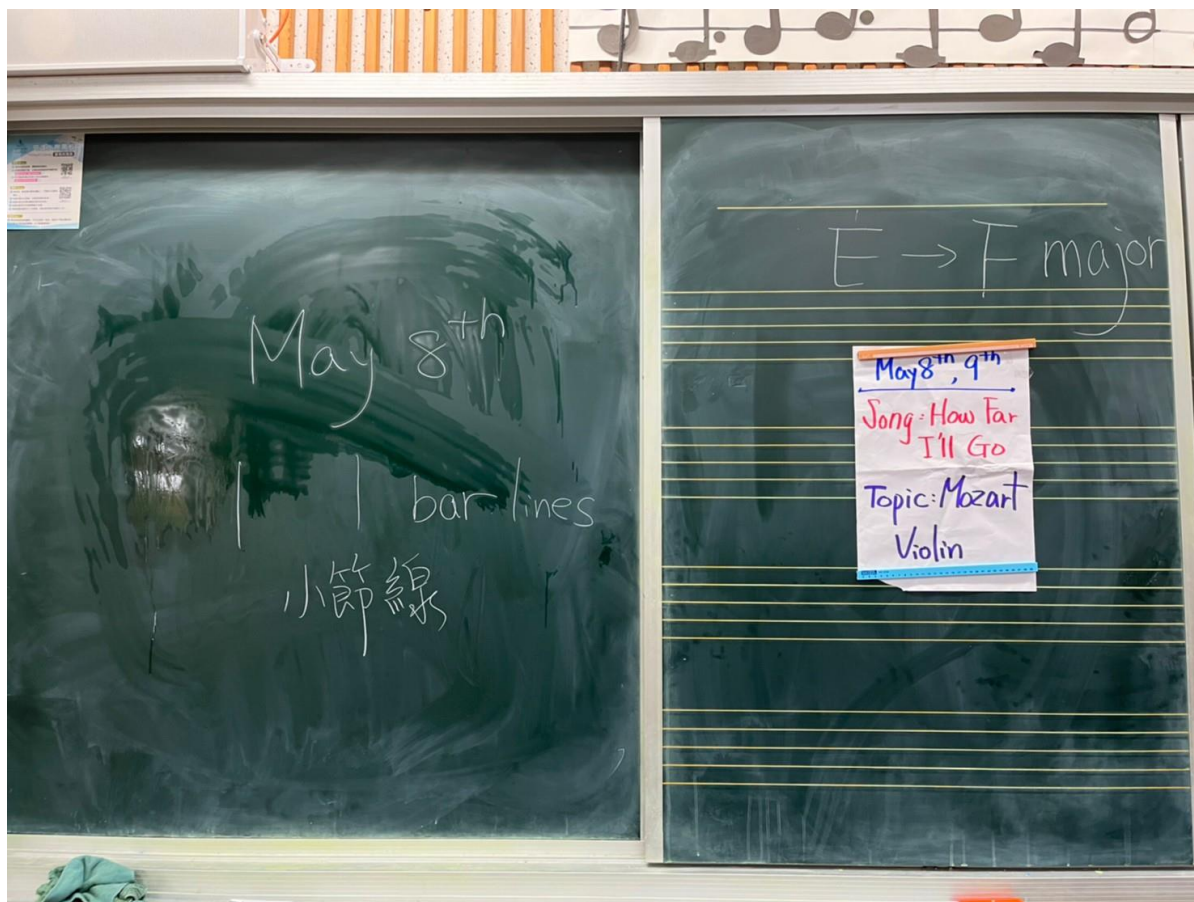




# Introduction

- Today we are going to learn Musical instruments in Famous Painting.
- Please turn to page 6.
- How many people are there in the painting? 3.
- What are they holding? Violin and guitar.
- Where is the monkey? Behind the boy.
- Now let's watch the video to learn more about violin and guitar.
- Quiz time. Please draw 5 boxes, we are going to answer 5 questions.
- How many strings are there on a violin? 4.
- Which musical instrument is the queen of an orchestra? Violin.
- How many strings are there on a guitar?
- In the video, which musical instrument is similar to violin/ guitar?
- Let's play the ostinatos for Mozart's Serenade.
- We are going to use castanets and tambourines to play the rhythm.

# Poster





Watch the video



# Quiz time





# Quiz work

Handwritten notes on a piece of paper, divided into sections by lines. The notes describe musical instruments and their characteristics.

1. There are 6 strings in the guitar.

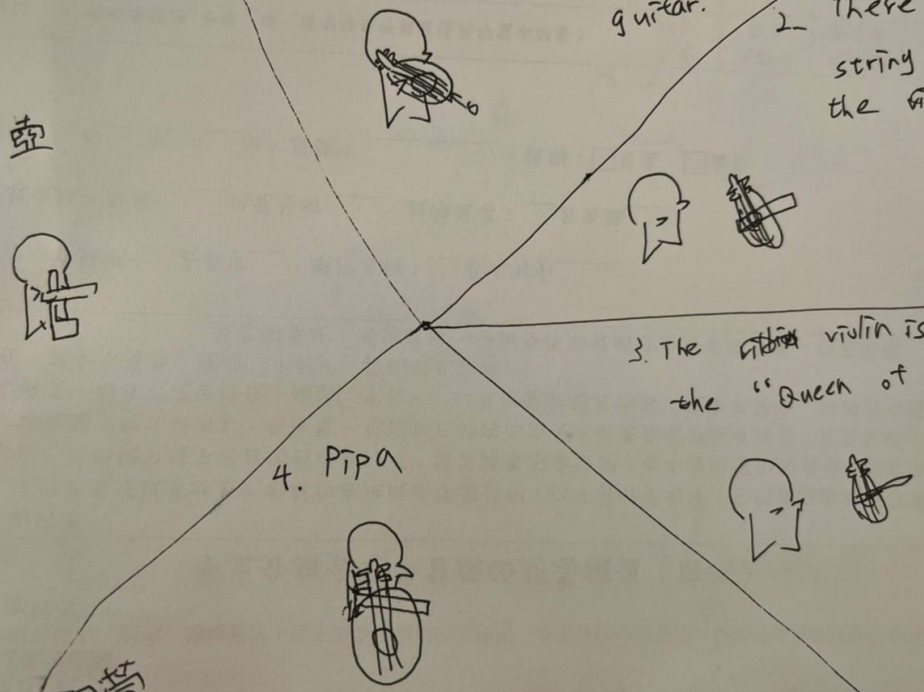
2. There are 4 strings in the ~~violin~~ violin.

3. The ~~violin~~ violin is called the "Queen of instruments".

4. PIPA

5. 二胡

6. 琵琶



The page contains several hand-drawn sketches. At the top, a person is shown from the side, playing a guitar. Below this, in the middle section, there are two smaller sketches of a person's head and shoulders, each playing a violin. In the bottom section, a person is shown from the front, playing a pipa. The sketches are simple line drawings.

UFO

6 條

1 4 條

TOP SECRET

小提琴



Danger

130 well done


4 琵琶

5 二胡


6114




(1)



(2)



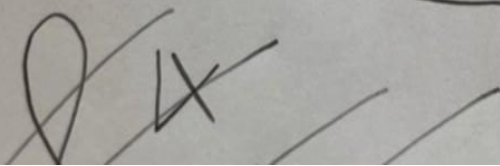
(3)



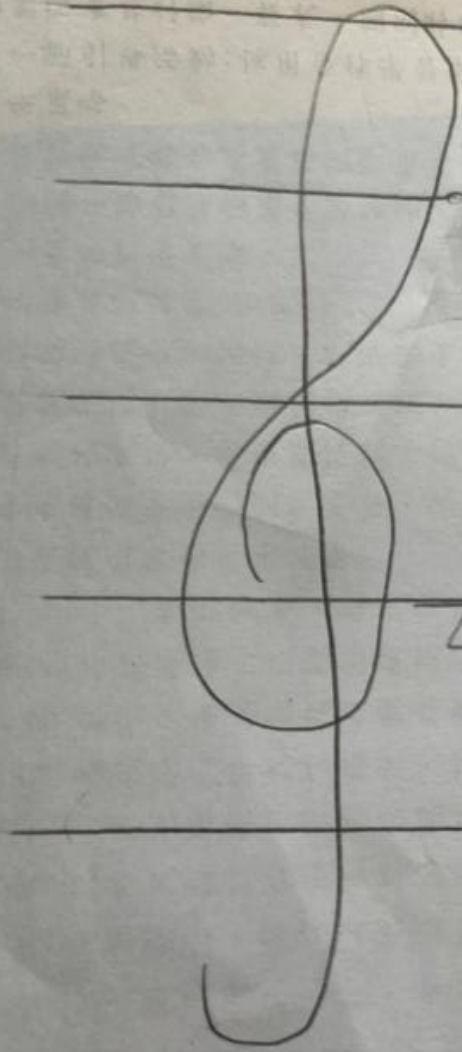
(4)



(5)







1. ⑤條



2. 4條



3. 小提琴



4. 琵琶



5. 二胡



6107

# Play the ostinato







May 9th  
1 | bar  
小節線

E -> F major

G# G#  
0 1 2  
4 5 8

1	○	○	○	0
2	○	○	○	
3	○	○	○	
4	○	○	○	
5	○	○	○	
6	○	○	○	
7	○	○	○	





# Feedback

- In this unit, the students will review or learn the musical instruments.
- In order to introduce these famous paintings and musical instruments, teacher made some videos to help the students learn well.
- The quiz time is for students to remember some information of the video.
- The students can do the ostinatos well because we just use quarter notes and eighth notes.