



1130319 Forced Perspective Photography

嘉大附小表演藝術雙語
陳佳萍 何明錦 李婉容

Introduction

- Today we are going to learn Forced perspective Photography.
- Let's learn how to do it.
- https://www.youtube.com/watch?v=uM_TG6SeuYk
- Now please work in your group.
- Choose a photo.
- Take turn to be the photographer.
- Please write down your number on the photo.
- Do your best.



G major

Song: 大田
可其
恩典
心人

* 借位
攝影

Forced Perspective
Photography
借位攝影

1. change
position 位置
2. cheat our
eyes



Teacher

Student 1

Student 2

Student 3

Student 4

Student 5

Student 6

Musical notes



major
forced perspective
Polygraphy
1 change
position 位置
2 cheat our

69
SHOREPORT STREET 501
SHOREPORT GOLFING
PENBURY ROAD
100 METER 100 YARDS



Teacher

Student 1

Student 2

Student 3

Student 4

Student 5

Student 6

major

freed Regeneration
Photography
標位攝影
1 change
position位置
2 cheat our



89 SHOREDITCH DALSTON PEMBERY ROAD











晚上 8:05 3月18日 週一

今天
下午 7:45


94%



原況照片



晚上 8:02 3月18日 週一



今天
下午 7:53

94%

編輯



所有照片



原況照片



6501



Feedback

- Students like to use tablets for the task. They can do well.
- They have some pictures to choose, so they can make the forced perspective photos well.

